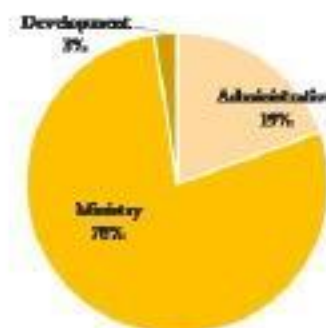


January to December 2017

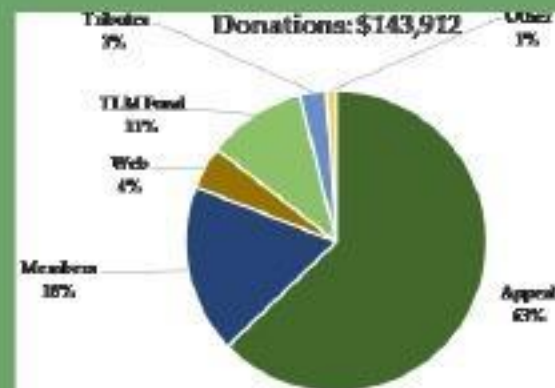
Revenue: \$659,992



Expenses: \$555,079

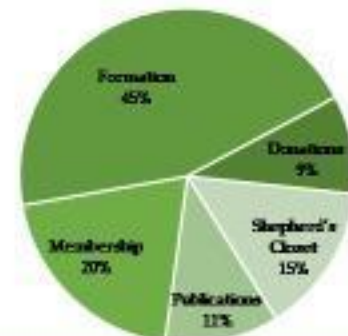


Donations: \$143,912

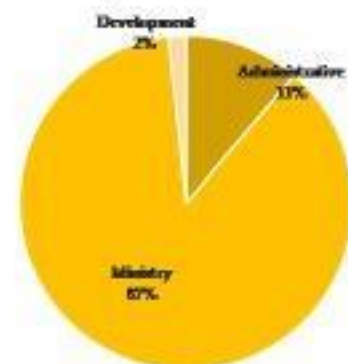


January to June 2018

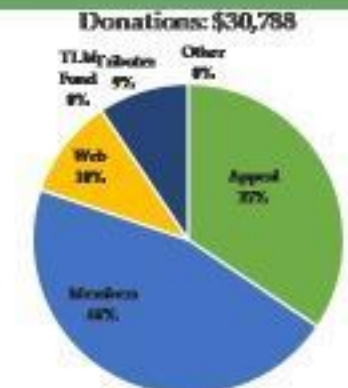
Revenue: \$325,417



Expenses: \$305,423



Donations: \$30,788



FINANCIAL STATEMENT

STATEMENT OF FINANCIAL POSITION

ASSETS

Current Assets

Net Property and Equipment

Total Assets

LIABILITIES AND NET ASSETS

Current Liabilities

Unrestricted Net Assets

Restricted Net Assets

Io Sono

TLM Funds

Total Liabilities and Net Assets

2017

2018

\$ 288,580

50,270

338,847

0

215,925

2,787

11,310

338,847

\$ 293,272

59,067

352,340

535

326,492

2,787

1,450

352,340